



Main subject*

The central theme or object of an artwork.




Focal point*

Part of a composition that catches the eye first.



Depth:* The feeling in a picture that some things are closer and others are farther away.



Background*

The area of a picture that looks farthest away, often behind the main subject.

Middle ground*

Part of an artwork positioned between the foreground and background.

Foreground*

The part of a picture that looks closest to the viewer, usually where the main subject is.

Artists

- Jean-Michel.
- Charlie Mackesy.
- Elizabeth Catlett.
- John Muafangejo.

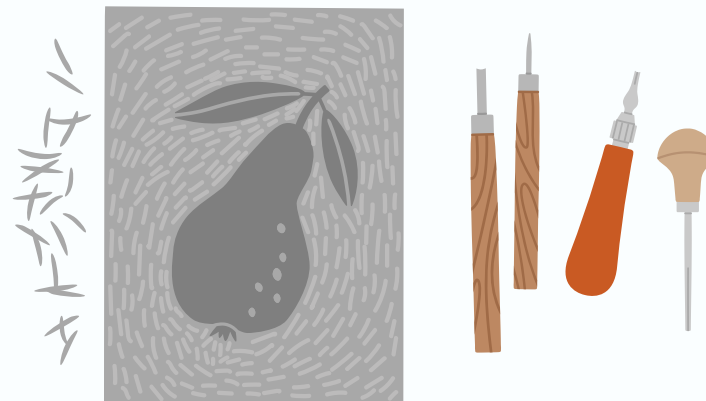
Lino printing

1



Draw a simple design and transfer the design onto the lino with tracing paper or pencil.

2



Use lino cutters to carve away at the parts to stay white.

3



Roll the ink out evenly using a brayer and apply it to the lino block.

4



Press a paper onto the lino and rub the back evenly, then carefully peel off the paper and let the print dry completely.