


## Grammar, punctuation and spelling:

- Expanded noun phrases
- Correct tenses past and present
- Subordination
- Capital letters full stops question marks and exclamation marks
- Learn how to use sentences with different forms

We will explore these through our English lessons.

## Music

Our Charanga topic this term focuses on the song "I Wanna Play in a Band".



## PSHE


In PSHE we will be exploring our dreams and goals, steps to success and plans for the future.



## PE

Our PE day is **Thursday** will include the units **Linking (gymnastics) and Feet 1 (ball skills)** lesson for Year 2. Please remember to send your child to school in the correct PE kits on this day and with earrings removed or taped with your permission.

# Year 2 Term 3 Curriculum Booklet



## Hedgehogs and Porcupines


Miss Costen and

Miss Newman

## English

In English, Year 2 will be exploring 'The Tales of Jemima Puddle-duck' by Beatrix Potter. We will be:

- Writing instructions
- Create a diary entry
- Present an advert to the class
- Make and perform a script
- Write a description
- Write a story
- Comprehension skills



## Basic Knowledge

This term, the children will be expected to complete addition, subtraction, money, shape and multiplication and division activities.

We will also focus on our weekly spellings.

## Wider Curriculum- Geography


We will be looking at 'Why is our world wonderful?'. We will be able to:

- Identify and locate characteristics of the UK on a map.
- Identify human and physical features.
- Locate human and physical features on a world map.
- Explain the difference between oceans and seas.
- Name and locate the five oceans on a world map.

## Mathematics

The topics from our White Rose Mathematics scheme for this term are:

- Money
- Multiplication
- Division



## Science

During Science lessons we will be looking at Materials, we will be able to:

- Name objects with the same use that are made from different materials.
- Name materials that are used to make objects with different uses.
- Recognise that stretching, twisting, bending and squashing can cause some solid objects to change shape.
- Name properties that make materials suitable for their use.

## RE

In RE, Year 2 will be learning about **Humanisms**. We will learn:

- Describe what Humanists believe makes us special.
- Know that the symbol for Humanism is The Happy Human.
- Know that Humanists chose this as their symbol because being happy is really important.
- Understand that there are different ways to be happy.
- Explain the difference between reason and empathy.
- Know what the golden rule is.
- Know that Humanists celebrate key moments in their lives.
- Explain who Humanists are.